



iDesigno

Lucevia Neon Flex - 14.5W/m - Curve

TECHNICAL DATA SHEET

A fully automated silicone LED neon flex for indoor and outdoor architectural use. With IP67 protection, uniform light via integrated circuit design, multiple CCTs, flexible configurations, and versatile mounting options; delivering seamless, high-quality illumination with dot-free alignment.

Areas for Application

- Facades & Outlines
- Signage & Accents
- Pathways & Landscapes
 - Retail & Displays
- Bridges & Infrastructure

8/94 Forsyth Street
O'Connor WA 6163
08 6371 1780
sales@ledtec.com.au
www.iDesigno.com.au
iDesigno is a brand by Ledtec




LEDTEC

TECHNICAL SPECIFICATIONS

Product		Construction & Protection	
Model	<i>Luceiva SI1313 Series 14.5W/m Neon Flex Curve</i>	Ingress Protection Rating	<i>IP67</i>
		Material Composition	<i>Premium Silicone / White</i>
		Operating Temperature	<i>-25°C ~ +50°C</i>
		Storage Temperature	<i>-25°C ~ +60°C</i>
Luminaire Information		Physical Characteristics	
Rated Power per Metre	<i>14.5W/m</i>	Minimum Length	<i>50mm</i>
Mounting	<i>Fixed Profile Bendable Profile Mounting Clips</i>	Dimensions	<i>13 x 13mm</i>
Max Length	<i>5m</i>	Cutting Increments	<i>50mm</i>
Supply Length	<i>5m</i>	Bend Direction	<i>Horizontal (Side Bending)</i>
		Bend Radius	<i>150mm</i>
		Cable Entry Options	<i>Front, Side, Bottom</i>
Electrical Information		Optical Characteristics	
Input Voltage	<i>24VDC</i>	Correlated Colour Temperature	<i>2700K - 6500K Available</i>
Driver Options	<i>Non-Dimmable Dimmable DALI Dimmable</i>	Colour Rendering Index	<i>90Ra</i>
		LED Type	<i>2835 LED</i>
		Chips per metre	<i>120 LEDs per metre</i>
		Luminous Efficacy per metre	<i>43lm/w (4000K)</i>
		Luminous Flux	<i>3000K: 592lm/m 4000K: 624lm/m 6500K: 664lm/m</i>
		Lifetime	<i>50,000 hours</i>
Accessories			
Fixed Aluminium Profile			
Bendable Aluminium Profile			
Mounting Clips			
Reconnection Kit for Neon Flex			
Warranty			
Warranty	<i>5 Years</i>		

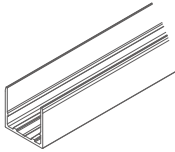
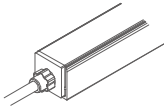
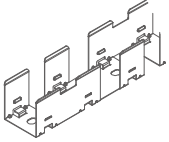
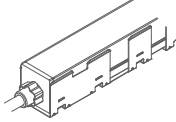

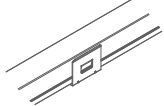
DIMENSIONS





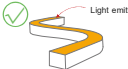



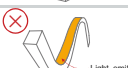
ORDERING CODE

Family	Wattage	Colour Temperature	IP Rating	Light Direction
ID-SI1313	14.5W	27K - 2700K 30K - 3000K 40K - 4000K 50K - 5000K 65K - 6500K	67	C - Curve

PROFILES AND MOUNTING OPTIONS


FIXED ALUMINUM PROFILE	
	EXAMPLES OF INSTALLATION 
BENDABLE STAINLESS STEEL PROFILE	
	EXAMPLES OF INSTALLATION 
MOUNTING CLIPS	
	EXAMPLES OF INSTALLATION 

BENDING INSTRUCTION

Bend in curve form - horizontal				DO NOT TWIST 
				

WIRING DIAGRAM

Input by one end



Connection by ends of each length

